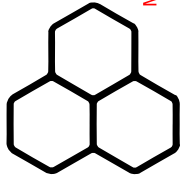


THIS PRODUCT DOES NOT CONTAIN TOBACCO OR NICOTINE.  
NOT INTENDED FOR TOBACCO USE. FOR USE WITH LEGAL HERBS ONLY.



**D.a.s.h**

Make sure to keep out of the reach of children and/or unqualified persons.



@randyswired @randyswired @randyspapers

Cover

**SPECIFICATIONS**

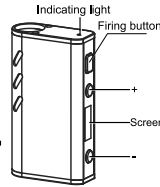
<b>Battery Capacity:</b> 650mAh
<b>Charging Voltage/Current:</b> 5V/500mAh
<b>Working Voltage:</b> 2.8V-4.2V
<b>Pen Size:</b> 3.85 in x 1.3 in
<b>Resistance:</b> 1.0ohm
<b>Charging Time:</b> 1-2 hours
<b>Size:</b> 37mm x 16mm x 64mm
<b>Supports 0.5-3.0ohm cartridges</b>

**To Turn on/off:** Press the button 5 times.  
(Turn device off when not in use)

**To Preheat:** Press the button for 2 seconds. 12 second preheat cycle.

**KIT INCLUDES**

- ⊗ Dash Battery
- ⊗ Charging Cable
- ⊗ Two 510 Thread Magnetic Adapter

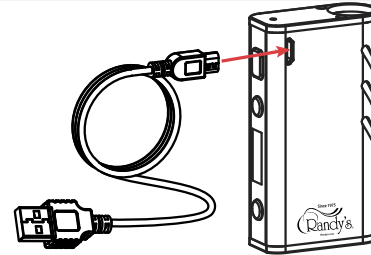


Page 2

**CHARGING**

**To Charge the Dash:**

- ⊗ Plug the included USB charger into a wall adapter.
- ⊗ Plug the Micro USB into the device. Illuminated LED lights will confirm charging.



**Warning:**

Do not leave the device unattended while charging. Only use the included charger to charge your device.

**CONNECT WITH OUR SOCIALS**



Page 4

**LIMITED WARRANTY INFO**

**Randys offers 2 types of warranty on all of our vaporizers / batteries!**

**Limited Warranty - 1 Year**

**Covers defects that may be present such as electrical components.**

**Limited Component Part Warranty - 1 Year**

**Covers damages involving glass, coils and/or mouthpieces.**

**Visit: Randys.com/warranty for more info!**

Page 6

**INTRODUCTION**

Thank you for purchasing the Randy's Dash! Please read and follow the instructions carefully. Understand them fully before your first use. It is recommended that these instructions are put into a safe place for future reference. We hope you enjoy the quality and performance of your new Dash.

You must be over 18 years old (21 in some states) to purchase and use the Randys Dash. This product should not be used by children, women who are pregnant or breastfeeding, or those with life threatening illnesses without first consulting a doctor!

Randy's Dash is not a medical device and is not intended to diagnose, cure, treat, or prevent any diseases or other conditions. If you have any health problems, consult your doctor before using. Randys Dash is not intended to administer medicinal or illegal substances of any kind. Any illegal use of this device could subject the user to severe fines, penalties and/or imprisonment under law of your jurisdiction.

Page 1

**OPERATING INSTRUCTIONS**

**Step 1:** Screw the cartridge to the magnetic connector

**Step 2:** Insert it to the battery

**Step 3:** 5 clicks to turn the battery ON

**Step 4:** Select the voltage. You can adjust the voltage by pressing (-) to decrease the voltage & (+) to increase the voltage.

**Digital Voltage Range**



**Step 5:** Press the activation button

**Step 6:** Slow begin to inhale

**Warnings:**

Battery may be hot after use. Be cautious when touching the device after any usage. Turn off the battery when not in use!

Page 3

**TROUBLESHOOTING**

**Digital Displaying error:**

**F1** - The button was held longer than 12 seconds

**F2/No Tank** - Obstructed Magnetic Connection  
- Move the cartridge around and try the activation button again. If display error is still present, remove the magnetic adapter and attach again. Ensure the bottom of the magnetic adapter is clear of debris.

**F3** - Low battery

**No vapor being produced:**

1. Ensure device is turned on.
2. Make sure your battery is charged.

Regular maintenance and cleaning of your Dash is highly recommended.

Do not use the Dash if it is damaged in any way including but not limited to: dents, overheating, unusually restricted airflow and/or electrical malfunction. Do not attempt to repair the product by disassembling the unit. Contact Randys.

If you lose any part or need a replacement please visit the shop where you purchased the device or you can shop Randys.com.

Page 5

**WARRANTY CLAIM INSTRUCTIONS**

**To file a claim online:**

**Randys.com/warranty**  
**or**  
**Email: Sales@Randys.com**

**Please have the following items before filing a warranty claim:**

1. **Proof of Purchase** - We cannot accept any warranty without a proof of purchase.
2. **Proof of Legal Age** - We are not going to steal your identity. We legally cannot proceed without verifying your age.
3. **Short Video/Picture** - This is so we can help identify the problem. If there is a simple solution that we can help fix before the hassles of shipping wed love to get you back to enjoying your product.

**Warranty Claims take 2-3 weeks to process.**

The Randys Echo has a one year warranty from date of purchase. Warranty claims must be filed within 365 days of receipt purchase date.

**Sometime we request defective parts be returned for inspection, please include:**

1. The defective part  
(Please only send parts that are defective and clean)
2. A copy of your proof of purchase
3. A copy of proof of legal age
4. A note detailing the issue(s)
5. Return address

**Please Return to:**  
Randys Warranty  
P.O. Box 1253  
Holland, OH 43528

Page 7